

ElitePure Air Purifier

Breathe Continuously Clean Air All Year-Round



Quietly Superior



The Importance of Good Indoor Air Quality

It's easy to think of pollution as a problem that just exists outdoors, yet it's the same air containing traces of dust, pollen and other microscopic particles that finds its way inside our homes, offices and enclosed spaces.

To add to this, dust, pet dander, chemicals, airborne illness and allergens are common contaminants already found indoors. In fact, indoor air can be up to three times as polluted as outdoor air!

There is substantial evidence to support the claim that breathing Particulate Matter (PM) is harmful to human health, particularly smaller fractions such as PM10 and PM2.5. Indoor air quality is an increasing concern, especially in the spaces we share with others, so finding ways to circulate and purify the air we breathe is more important than ever.

“We are all aware that regularly cleaning indoor surfaces is an important part of keeping a healthy indoor environment, but what about cleaning the air we breathe?”

Mitsubishi Electric ElitePure Air Purifier – Cleans Air with a Push of a Button

Clean, renew and purify the air inside your home, school or workplace with the Mitsubishi Electric ElitePure Air Purifier. With a compact and portable design, this advanced air purifier uses a high performance 4-Step Air Filtration System to intuitively remove smells, dust, allergens, and other common pollutants.

By supplying clean filtered air back into the room with a powerful 508m³/h CADR*¹, the ElitePure maximises indoor air quality so you can breathe easy, all year-round.

Clean, renew and
purify the air inside
your home, classroom
or workplace.



Faster air renewal thanks
to its high CADR (Clean Air
Delivery Rate).



Optimised control
with intuitive air quality
sensors.



Compact and easy to
move between and around
rooms.



Minimum maintenance
costs with an estimated
filter life of up to 8 years.*²



Eliminates odours with an
Active Carbon Filter.

*1 In accordance with IEC 63086-1:2020.

*2 Regular maintenance required and dependant on your operating environment and usage.



MITSUBISHI
ELECTRIC



Odor



PM2.5



Dust



How Does the ElitePure Air Purifier Work?

A Mitsubishi Electric ElitePure Air Purifier maintains healthy air circulation indoors by drawing dirty air in and passing the air through a high performance 4-Step Filtration System.

These filters trap pollutants such as dust, pollen and bacteria and supply clean air back into the room. This provides the ultimate peace of mind and ensures a healthier and cleaner living environment.

Potential Health Benefits

- Relieve symptoms of asthma and allergies
- Eliminate harmful chemicals from indoor environments
- Neutralise unpleasant odours
- Reduce the chance of airborne diseases e.g. viruses and bacteria
- Improve sleep quality



VIRUSES



BACTERIA

Perfect Comfort in Any Space

Due to the compact and sleek design the ElitePure Air Purifier can be easily moved and placed discretely in a corner of the room – perfect for those needing a flexible solution that can be easily shifted to wherever clean filtered air is needed most.





Next Generation Filtration

The Mitsubishi Electric ElitePure Air Purifier utilises the latest advancements in air filtration technology to clean and deodorise the air, removing more than 99%*1 of particles unseen to the human eye.


Auto Cleaning Pre-Filter

Effectively traps larger particles such as dust, dirt, pet dander and other allergens, to prolong efficiency of the filter system.

- **Auto Cleaning Function**

The self-cleaning system allows you to maintain efficiency with minimal maintenance. For more stubborn dirt the filter can be removed and easily washed, ensuring consistent performance.

Pre-Filter Auto Cleaning Function



*1 Tested in accordance to GB/T18001-2015.

High Performance Two Layer HEPA Filter

The HEPA Filter removes more than 99% of particles of sizes from 0.1PM to 2.5PM. *2

- **Unique Antivirus Coating**

Mitsubishi Electric has developed a high performance HEPA Filter that can neutralise up to 99.99% of an airborne virus within 11 minutes due to the special coating of Antivirus agent Toraymicron®. *3

- **Large Size**

Up to 51% bigger in size than other HEPA Filters in the market. *4


Washable Activated Carbon Filter

The Activated Carbon Filter in the ElitePure Air Purifier removes up to 99% of harmful substances. *1 The activated carbon also works to absorb and remove formaldehyde, benzene, ammonia, VOCs, fumes and odours present in the air.

Deodorising Platinum Catalyst Filter

The Platinum Catalyst Filter combines platinum with nanotechnology to quickly and effectively absorb any remaining unpleasant odours.

High Performance Two-Layer HEPA Filter



Common HEPA Filter.

Mitsubishi Electric HEPA Filter.

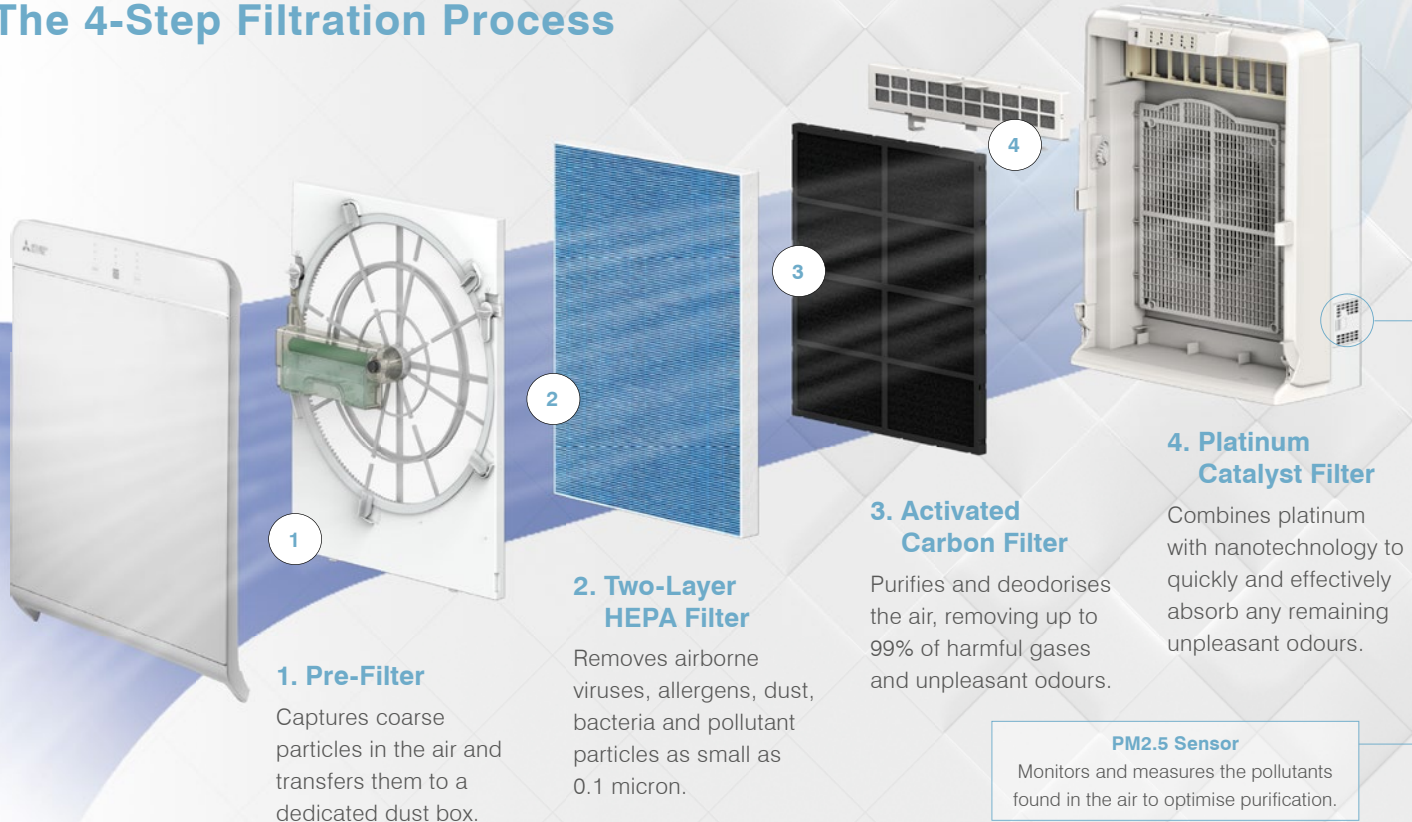
*1 Tested in accordance to GB/T18001-2015.

*2 Tested in accordance to GB/T18001-2008 and GB/T18883-2002.

*3 Tested in accordance with JEM1467 in a 25m³ room.

*4 Based on number of folds found in HEPA Filter.

The 4-Step Filtration Process



508m³/h CADR



Surround Yourself with Clean Pure Air

The Mitsubishi Electric ElitePure Air Purifier delivers a generous flow of clean air to ensure rapid, complete filtration in any space.

Airflow that Fills the Room

One of the main parameters used to establish the effectiveness of an air purifier is CADR or Clean Air Delivery Rate. The higher the CADR number the quicker the air purifier is able to clean the air in a room.

The ElitePure Air Purifier is one of the most powerful air purifiers in the market with a CADR of 508m³/h*1 – making it the ideal solution for highly occupied spaces such as classrooms, offices or large living spaces.

Room Area	Estimated Time to Purify*2	Air Changes per Hour
10 m ²	6 minutes	21 times
15 m ²	9 minutes	14 times
20 m ²	11 minutes	11 times
25 m ²	14 minutes	9 times
30 m ²	17 minutes	7 times
40 m ²	23 minutes	5 times
50 m ²	28 minutes	4 times
60 m ²	34 minutes	3 times

“Quiet, quick and powerful air purification without disrupting the things you enjoy.”

Whisper Quiet Operation

Starting from a low 22dBA*3 the Mitsubishi Electric ElitePure Air Purifier provides you with clean quiet air without disruption and is therefore ideal for living rooms and bedrooms.

Night Mode

By selecting Night Mode the brightness of the control panel and air quality monitor lights will be lowered for a restful night's sleep.

Multi Speed Settings

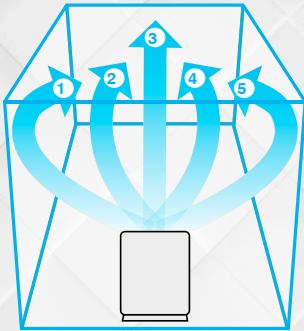
Features 5 manual and 3 auto speed modes, such as Turbo Mode for fast indoor cleaning and Silent Mode to operate quietly.



*1 Tested in accordance with IEC 63086-1:2020.

*2 Estimated time for the E85R to purify the room 2 times, 2.4m height empty room with the Air Purifier on its highest speed setting.

*3 MA-E85R-A in Silent Mode.



Smart Search Function

Using a Smart Search function and movable louvres, the ElitePure Air Purifier directs airflow into five different directions and simultaneously checks the quality of the air in each direction for 30 seconds.

If the sensors detect any form of pollutants while in this mode, the air will be continuously directed to the location where it senses pollutants until they are filtered from the area.



Intuitive Air Quality Monitors

The Mitsubishi Electric ElitePure Air Purifier is able to cleverly monitor air quality through three independent sensors to detect odours, PM2.5 particles and dust. Once pollutants in the room are detected, the ElitePure intuitively adjusts its operation to effectively clean the space.

Traffic light indication clearly displays the quality of air being breathed in.

- **Green means that no pollutants are detected so the air is clean**
- **Yellow means that some pollutants are detected**
- **Red means the air is heavily contaminated with pollutants**

Easy Filter Maintenance

The Pre-Filter can be cleaned through the Auto Cleaning Function which will collect any dust or dirt particles into the dust box. For tougher substances the Pre-Filter can be washed in water.

The Two-Layer HEPA Filter can be cleaned by using a vacuum cleaner to collect any dust that is sitting on the filter.

The Active Carbon and Platinum Catalytic Filters can be washed by soaking in lukewarm water before being rinsed off and left to dry before being put back into the machine.

Regular filter maintenance will ensure the ElitePure continuously operates at peak performance.

**“Ideal for homes, offices, classrooms
and medical centers to keep indoor air
cleaner and healthier.”**

Specifications

Model	MA-E85R-A
Colour	White
Fan Modes	Silent, Low, Mid, High and Turbo
CADR	508m ³ /h*
Air Volume	510m ³ /h
Filtration	4 Step: Pre-Filter, Two-Layer HEPA, Activated Carbon and Platinum Catalyst
Smart Serach Mode	YES
Air Quality Monitor	3 Step: Odour, PM2.5 and Dust
Operation Modes	Normal, Night and Turbo
Sound Ratings (dBA)	Silent 22, Low 27, Mid 33, High 43 and Turbo 55
Dimensions (mm)	425W x 244D x 547H
Weight (kg)	11.9 Gross / 9.9 Net

* In accordance with IEC 63086-1:2020.

Made in Japan





Black Diamond
Technologies Limited



Exclusive New Zealand
Partner Since 1981

Wellington

Head Office

1 Parliament Street
PO Box 30772
Lower Hutt 5040
Phone 04 560 9147

Christchurch

44 Halwyn Drive
PO Box 16904
Hornby
Christchurch 8441
Phone 03 341 2837

Auckland

Unit 1 / 4 Walls Road
PO Box 12726
Penrose
Auckland 1642
Phone 09 526 9347



PLEASE LOOK AFTER THE
ENVIRONMENT AND RECYCLE

For more information on Mitsubishi Electric Air Purifiers
please visit our website or call our Customer Service Team.

www.mitsubishi-electric.co.nz | 0800 784 382

PRINTED MAY 2022